

## From Asia:



Do you know that **Vientiane is the Capital of Laos in the South-East Asia?** There, young people, parents and teachers get together to share the skills they have with children: For example, traditional and modern dance, theater, art, weaving, woodworking, making wooden toys, learning English. It's a great experience for all involved! **Tapori shared the stories of the mini-books "Children of Courage" with children in the villages of Dongsavath and Oudomphone.**

Then the children wrote their own stories of courage. They are now in a new Tapori mini-book which is called:

### "The Dream Activity!"

Do you want to discover the stories of Ming, Phon, Mailo, Viriya and all the others? Look at the link below:

<https://fr.calameo.com/read/00470509341e38e41494c>

On the Tapori site you will see other news of Asia.



## Here is what some of you wrote about the story of Bismilla:

1. **What is the right that is the most important for you?**

- Hasima from Madagascar: "For me it's important to have a birth certificate."

- A child from the "pilote-village" in Senegal: :  
"A name and identity."

2. **Is it easy to move in another city or country?**

- Asstea from Burkina: : "It's hard to leave your home and go to live somewhere else because you are used to live at home but somewhere else you know nobody."

3. **A message for Bismilla from Nakim, Marseille, France:**

"Dear Bismilla, I learned a lot from your story. I hope that you are OK and that you will go back to your country soon.  
Good luck!"



## Activity Page

TAPORI NEWSLETTER°417, March-June 2018

### Activity A - Presentation

We presented the Ventilla Tapori from Madrid and what they did. **Would you like to introduce yourself too?**

You can do it in a creative way, through images, objects, words, or in presenting what you are doing right now.

### Activity B - Journalists in your own neighborhood!

The Ventilla Tapori group went around their neighborhood to interview the adults on the European Social Charter.



**Would you like to become a journalist like them? Here is what you can do:**

1. **Choose a theme:** from a situation in your neighborhood, your community, or in your school, **say why it is important for everyone.**
2. **Prepare 2 or 3 questions for an interview** about the theme you choose.
3. **Make your video camera** following the instructions on **Activity C.** You can ask an adult to help you.
4. **Look for an activity to do as a follow-up of your interview.**
5. **Send to Tapori** what you did with the interview.

### Activity C : Making a video camera.


Here is what you will need, but **you can also use other things that you find around you.** Now, you can begin!

- 1 cardboard box, a plastic bottle.
- 3 toilet paper rolls or cardboard tubes
- 1 empty bobbin of sewing thread or a small part of a branch or...

- about 3 feet of thick cotton thread or thin cord
- some masking tape and glue
- a few sheets of newspaper
- a set of paints


**-1-**

Take an empty cardboard box and tape the opening shut.



**-2-**


On one side of the box, cut out a circle the same size as the cardboard tube of the toilet paper roll.



To guide you, you can follow the cardboard tube contour with a pen.

**-3-**


Take one of the tubes.



Insert about 3 or 4 cm in the hole. Fix it with masking tape so it can't move.

**-4-**

Take a second tube and put it on the bottom side of the box away from the first tube.



Secure it well. It has to be strongly attached because it will be the handle to hold the camera.


**-5-**

Cut out a rectangle on the opposite side of the first tube. Make sure that you can see through this square and the tube at the same time.





**-6-**

To make the cable of the mike, take the bobbin and fix it on the side of the box. Then make a circle and attach it at the end of the bobbin (bobbin in yellow and circle in gray).



**-7-**


For the mike, make a ball with the newspaper and wrap it with masking tape; then tie the thin cord around the ball and pass it through the 3rd tube.



Fix the ball to the tube with masking tape.

**-8-**

Connect the mike to the cable by tying the other end of the cord to the bobbin.



Paint the camera. Then you can make your own TV Channel logo on the side.

**Your video camera is ready!!**

Now, you can conduct the interviews in groups of 2, one will be the cameraman and the other one the journalist. You can change roles after each interview.

If you aren't part of a Taporì group, you can ask a friend or an adult to help you.

Don't forget to share with Taporì what you did by sending it to the following address:

Tapori - ATD Fourth World  
12, rue Pasteur  
95 480 Pierrelaye  
France

Put your return address on the envelope. We will write back to you.