



In this issue of Taporì we share what we learned from a group in Laos. It reminds us that many people are going through a very hard time right now with the rupture of a dam.

We think of the Laotian children who were directly affected by this tragedy. We are thinking also of all the children in the world who suffer from natural catastrophes, from war, violence, and injustice.

To show solidarity with those children who are suffering, if you wish to, you can write a message for them and send to Taporì. You can also speak about their situation to people around you; propose a minute of silence; or light a candle, etc.

France

"The Prince and the Crown"

In the 8th district of Lyon there is a new Taporì group with 11 children. Some are French, some are from Madagascar, from Armenia, Algeria and Guadeloupe.



They learn about each other, to accept each other as they are, and to support one another. One parent and two other adults help the group.

One day, a member of the group, Abdelah, took a piece of paper. He started to write a story, then folded the paper. He folded the paper for each episode of the story. At the next meeting, they all read the story and it gave them the idea to make a play using origami. They chose the title: "The Prince and the Crown". It was a good play and one more child joined the group.

You can also read this story at en.taporì.org

Reunion Island

"...we must invite them, go and let them know."

Do you know the Taporì group Joli-Fond? It is a group from Reunion Islands. You will get to know more about them soon, but for now here is a news from them. After the publication of an article presenting them in "Guétali" : Children's Journal of Reunion Island : and the exhibition of their keys of Friendship and Peace carrying their messages, TAPORI children JOLI-FOND said to themselves:

"People from elsewhere know who we are, what we do but in our neighborhood people did not understand, we must invite them, go and let them know."

So they organized a **Festival of Friendship and Peace** in their neighborhood on **April 21, 2018**.

In the programme, they did a walk in the streets of the neighborhood (see photo on the right), some games, like an *egg hunt and an exhibit. The Taporì group presented who they were. Then there was some singing, dancing and it ended with some refreshments.



Send us your messages!

To Subscribe and Unsubscribe to the Taporì Newsletter:
Taporì, ATD Fourth World - 12, rue Pasteur 95 480 Pierrelaye - France

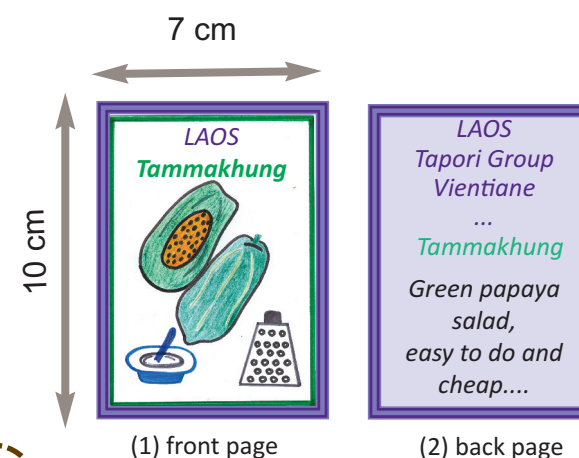
taporì@taporì.org - <http://en.taporì.org/>

Activities
and
News

TAPORI NEWSLETTER N°418, July - Septembre 2018

Activity A :
Culture Cards

Each country has its own culture. It is part of its identity. The story of Ming and her friends told us much about the Laotian culture (dance, food, etc.) We suggest that you tell the other Taporì members about your own culture. Here's how:



1. Find 5 to 10 things that you would like to share about your own culture.
2. For each one, take a sheet of paper, 10 cm x 7 cm.
3. On the front of the paper, draw what you would like to share, and on the back, write a short explanation of what you drew. You can decorate the two sides (follow the model on your left) like a set of cards.
4. Send them to Taporì and they will travel to other parts of the world.

Activity B :
Board Game of Dreams

You read the story "The Dream Activity."
In making this board game you will share your own dreams.

Players:

Groups of 2 to 5.

Material:

Create the board you will play on by glueing pages 2 and 3 on a cardboard . You will need : a dice to throw to know how many squares to move forward. Each player needs a counter (for example: a coin, pebble, a button, a cork, anything small to fit on a square.)

Rules:


- All the players place their own counter on START. The youngest player begins.
- Each player in turn throws the dice, then advances his or her piece according to the number on the dice.
- Then the player reads what's written on the square and does what it says. Each player takes their turn and continue until the game is finished.
- The first to arrive on the ARRIVAL square, waits for the others or joins the one who is the furthest away. When everyone arrives at square number 35, they all continue together to the "Dream Activity."



Board Game of Dreams

START

Each player thinks of something he or she wishes for their Tapor group. Keep it a secret at first.




1. In which continent is Laos?



2. Miss a turn.

3. Explain what Tammakhung is.

4. Keep in mind the wish you have and move forward one square.



5. Sing a traditional song from your country.

6. Keep in mind the wish you have and go forward one square.

7. Go back one square.

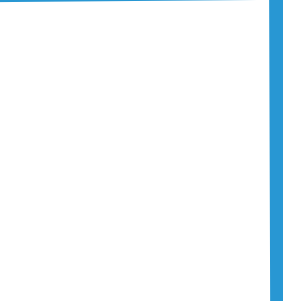

12. If your friend is behind, wait for them to continue play.

11. To which country do Laotians go to find work?

10. Remember how people dance in Laos and do the same.

9. Say hello to everybody in your own language.

8. Get on the ladder to go back to square 4.



13. Choose a player who will join you on this square.

14. Take a rest for one more turn.

15. What was the name of Laos in the past?



16. Take a shortcut by taking the ladder.

17. Miss a turn.

18. Take a rest for one turn. Give the name of a traditional dish from your country or region and explain what it is.

19. Choose someone who is behind who will join you on this square.

20. Say hello to everybody in the Laotian way.



26. Say hello to everyone in Laotian.


25. How do you show respect to adults in your country?

24. Remember the wish you have and go back one square.

23. Share something of the culture of your country that is important to you.

22. Wait for another player to arrive here.

21. What is the name of the Activity in Laos that many children, young people and adults brings together once a year?



27. Sing a traditional song from your country.

28. Go back one square and wait for your closest friend and then go forward together.


29. Say something that is typical of your country that is well known throughout the world.

30. Remember how people dance in Laos and do the same.

31. Why did they call their program the "Dream Activity"?

32. Take the ladder and go back to 21.

33. Remember the wish you have and move forward one square.



Step 2:

Some dreams are possible to achieve, only if you make them happen.

Together, decide which you want to come true and how to do so.

Step 1:

Each one tells the others his or her wish from the START.



Welcome in "Dream Activity."

35. WAITING AREA: WAIT for all the other players.

34. You are in the ARRIVAL case: Choose to go to 35 or to join a friend who is behind.