



TAPORI

brings together children from different backgrounds in a spirit of friendship. They learn from children whose daily lives are very different from their own. They reflect and act for a more just world that leaves no one behind.

ADDRESS

12, RUE PASTEUR
95 480 PIERRELAZE
FRANCE

Mail: tapori@tapori.org

Website: en.tapori.org

Tapori Newsletter

N°424, September-october 2019

SPECIAL EDITION
N°4

Tapori, let's all act together!



Illustrations - Robert ALEJANDRO - Philippines

"ACTING TOGETHER"

TAPORI CAMPAIGN 2019-2020

30th ANNIVERSARY OF THE CONVENTION ON THE RIGHTS OF THE CHILD

"A strange lesson" !

On that day, when we came back to our classroom after recess, it wasn't like a normal lesson. It was more like a political meeting. At first, the teacher explained what the Town Hall was and the role of the Mayor. We all listened because he told us a lot of things we didn't know. But he didn't seem to know that people go to the Town Hall to fill out forms for free lunches, for housing, for money, or for the food bank. Then the teacher wrote a sentence on the blackboard and asked us to think about it:

"If you were the Mayor of the town what decisions would you take for the children of the town?"

Everybody started to think about it. One boy put his hand up right away and said:

"I would get rid of the high rise buildings and build small houses because I live on the 9th floor and I can't ride my bike."

- Another student joined in: "I don't like the big buildings either. When we play, like jump rope, it makes noise and it bothers the neighbors. We have to go outside to play, but when it rains we can't play. It's hard to live there."

Another student said that there should be a free Olympic swimming pool..

Then they started to say anything that came through their head: ice cream at recess time; more vacations; the right to smoke. There were so many, I forget.

So the teacher said:

- "Now think seriously about it. If you were the Mayor, what would you do?"

Anthony, who was sitting next to me, started. He was a little scared to speak up: "I would forbid people to damage the environment, like to cut trees and build bigger roads."

A boy in the back of the class said: "What if there was a huge vacuum cleaner to swallow all the pollution?" - "That's impossible." - "Then what can we do? Nothing?"

A girl said: "On TV, I saw a baby. He was so skinny you could see his ribs. I felt funny because he has an empty stomach and we have plenty to eat."

All of a sudden, everybody became serious.

Another girl said: "One day, I saw a lady who had a baby in her arms. She was showing people a piece of paper. On it, it said that she didn't know how to speak English and that she had no money."

Another girl said: "I know people who have twelve people living in only two rooms. When we say that it's not right, we hear some grownups say that they should go back to their country."

- "They say that because they are racist."

- "We have to get rid of racism everywhere."

Then they all spoke at the same time, louder and louder, like if a fight was starting. Then we heard a big bang and we all got quiet.

The teacher had struck his desk with a big metal ruler. He said: "You think that we can understand each other if you all speak at the same time?"

Then he said:

"We have to figure out what you, the children, would like for all the children of the town. We can all dream. It's all right. But you have to look at what's happening now and think what could be changed so that all children have a better life."

Anthony asked to speak:

"You know, it's the first time we can speak about our life at school. We aren't used to that, so we don't know what to say. Most people, they have their house, their family, their life; that's all. Sometimes there are things that bother them but they don't talk about it. They think that nobody is interested., that they are alone. I don't want to live like that, like a bunch of peas in a can."

If you were the Mayor of your town, what decisions would you make for the children of the town?





Step 1

What would you do if you were the Mayor?

►

Your program



1- Planning for changes to be made:

Here is a sheet to be filled in as a planning for change. You need it to write your program.

- First you have to know what's happening in your town. You can look around your neighborhood and notice the **problems** the children have. Write them down in column 1.
 - What are the **causes** of the problems? Write them down in column 2.
 - Each problem you noted is a need children have that is not taken care of. Think about how you would **change** that situation to bring **solutions** to the problems. Write the solutions you propose in the last column.
- On the planning sheet below, there is an example to show you how to fill out the 3 columns.



PLANNING

First name

Last name

Tapori group

Country

:

:

:

:

Problems	Causes	Solutions
The children are hungry; they don't have anything to eat.	The parents have no job; they have no money to buy food.	<div><div>• Free school lunches</div><div>• ... ???</div></div>

Central theme:

What is the central theme in all the examples you gave?

:


From then on, you do the activity as a group. Make small groups of 3 or 4. Those who chose the same theme can get together.

2- Slogan:

Choose a slogan that fits your principal theme (see some examples in the posters below)

3- Poster:

Each group creates a poster for their program.


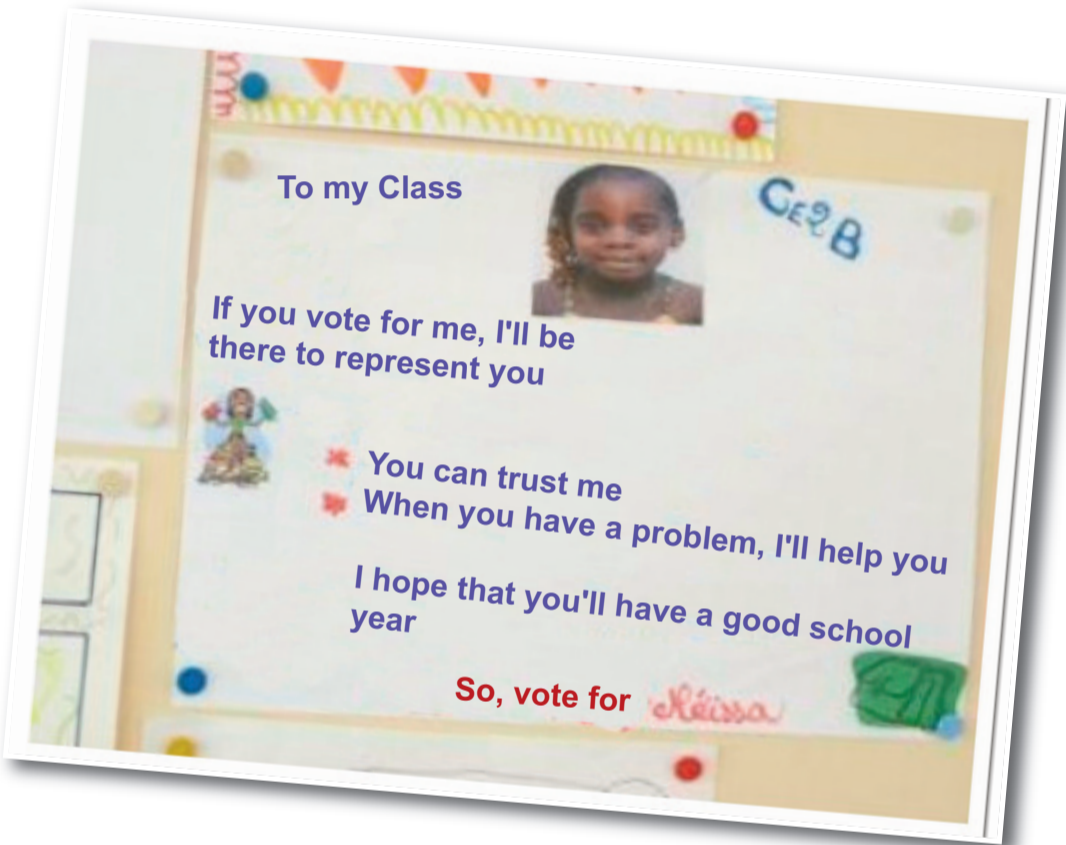


POSTER

Elements of a poster

- Taponi group
- Country
- Names of all the Taponi members
- Slogan
- Planning for change

The poster can contain: pictures, drawings, paintings, a lot of colours to attract attention.



4- Presenting your plan for change


- . All the Taporí members of the group get together
- . In turn, each working group presents their program briefly with their poster and their plan for change (problems for children in the town, changes they wish to see, and what the group proposes to do.)

5- Exposition:

If the Taporí group has a meeting room, show all your posters until the day of the elections



► Election of the new Mayor



- Each group chooses one candidate among the children of the group and presents him or her to the others.
- Prepare an electoral list, voting cards, ballot boxes, voting booth, ink pad.
- Vote: Each child brings his or her identity plant (Taporí N° 422). Set up two small committees to welcome the voters, make sure they are on the voting list and make them mark it with their inked thumb.
- Each child in turn goes to the voting booth, and places his or her voting card into the ballot box. An adult of the committee reads the names of those who got more votes.
- This is a game but keep in mind the changes you want to see for all children in your town or neighborhood.
- Put your plan for change and posters in your bag. You will have to present them later on.

▶ October 17


October 17 is the World Day for overcoming Extreme Poverty.
On that day, in many cities, adults and children gather to say that poverty should not exist.
They also say what they are doing to help each other and to make sure that no child is without friends.

All the Taponi groups are encouraged to meet children they don't know yet and to tell them that they want a world without poverty.
To do this:

- take the October 17 poster to invite people



- When everybody is gathered, take a microphone and do your presentation, following the four steps



- 1 -
Introduce yourself


- 2 -
Present Taponi

- 3 -
Show your plan for change -
Explain the problems you saw and what you propose to do.

- 4 -
Show your poster



Write a letter to Taponi to say what you did and put it in your bag.



Children, young people and adults, all together to defend the rights of children!

Thirty years after the creation of the Convention on the Rights of the Child (November 20, 1989), Taponi members continue to do all they can for all children to have the same chances.

This is the time to meet many people!

- Form small groups as you did before
- Each group chooses who they want to meet.
- Go back to what you prepared for **October 17**. Prepare your meetings in the same way (see the note on the right.)

TECHNICAL NOTE

- **Make an appointment with an official**
- **Plan for the meeting**
 - 1 Introduce yourselves
 - 2 Present Taponi
 - 3 Introduce your Taponi group
 - 4 Present your plan for change
 - 5 Present your poster
- **Prepare a symbolic gift to give him or her.**

Choose to meet officials in an institution that works for the rights of children, for example UNICEF. The gift you prepared ahead of time could be a flag or something else (size A4) with a message and one of your posters.



Meet local authorities (Mayor, Minister, School Principal, etc..)

Bring them one of your posters.

Choose the one you find the most appropriate for that person, as a gift.





Meet other children from different backgrounds (in schools or other places). Do something with them. At the end of the meeting, give them the special issues of the Taporí newsletter.



Go to:

- a radio station
- a TV station
- a public place in your town. (Make sure there is an adult with you).



Write to Taporí to say what happened. Take some photos or make videos. Put it all in your bag.

Dear Taporí members,

It is time to send your bags to Taporí.

Make sure there is everything inside and that they are well closed.

Here is a check list. In your bag there should be:

- . your identity plant*
- . your plan for change*
- . your poster*
- . what Taporí means to you*
- . your group project*
- . your letters to Taporí that explain what you did*
- . the photos and videos you took during the presentations and meetings.*

