

The Tangram

Use this model to make your own tangram.

Materials :

• A pair of scissors



• Thick cardboard



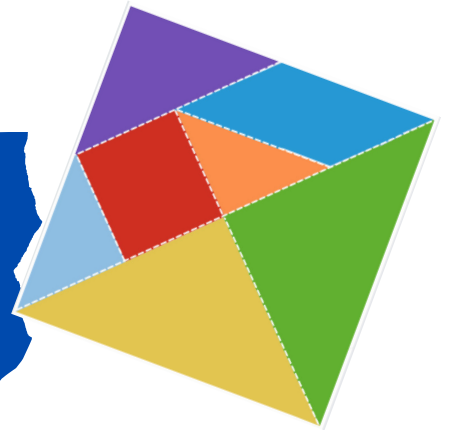
1. Glue the drawing onto cardboard

2. Cut out the pieces following the dotted lines

3. Use your imagination!




Do you know the Tangram?



The tangram is a game of Chinese origin.


It consists of **seven geometric pieces** called "tans": two large triangles, a medium triangle, two small triangles, a square, and a parallelogram, as you can see in the drawing. All these pieces form a square.



Using these seven pieces and with a little imagination, we can make **endless amounts of figures**. It all depends on our creativity! Either we leave it to our imagination to **invent our own shapes**, or we try to **reproduce ready-made shapes**.



The only rule is to use **all seven pieces** for each figure.



And now, it's your turn to play!
Have fun!